

High Power Output
Low LCOE



Maximum Power
620W+




TWMNH

N-type Half-cell
Bifacial Module (66)

66HD600-620W



Commercial
Rooftop



Utility-scale
PV Plants



12
YEAR
Materials
Warranty



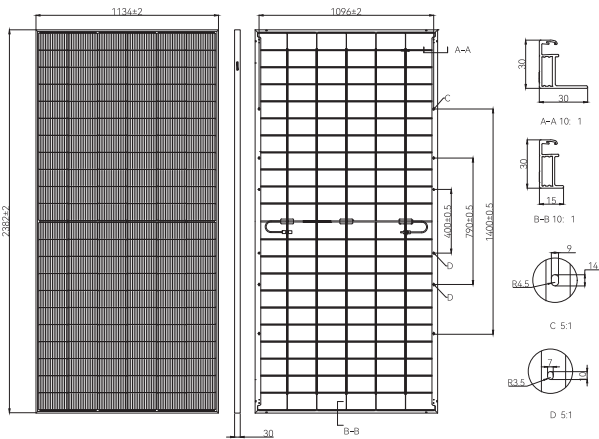
30
YEAR
Power
Warranty

en.tongwei.com.cn



Learn More

DRAWINGS (Unit: mm)



MECHANICAL PARAMETERS

Cells	TNC (N Type Monocrystalline Cell)
Cell Orientation	132[6X22]
Dimension	2382±2X1134±2X30mm
Weight	32.5kg
Front Glass	2.0mm high transmittance, AR tempered glass
Rear Glass	2.0mm semi-tempered glass
Frame	Anodized aluminum alloy frame
Junction Box	IP68, 3 diodes
Output Cable	4.0mm ²
Cable Length	+400mm, -200mm, length can be customized
Wind/Snow Load	2400Pa/5400Pa
Packaging	36pcs per pallet, 720pcs per 40'HC

ELECTRICAL CHARACTERISTICS (STC)

Module Type: TWMNH-66HDXXX

Maximum Power: Pmax [W]	600	605	610	615	620
Open Circuit Voltage: Voc [V]	47.50	47.70	47.90	48.10	48.30
Short Circuit Current: Isc [A]	15.75	15.80	15.85	15.90	15.95
Voltage at Maximum Power: Vmp [V]	40.75	40.95	41.15	41.35	41.55
Current at Maximum Power: Imp [A]	14.73	14.78	14.83	14.88	14.93
Module Efficiency: η [%]	22.2	22.4	22.6	22.8	23.0

ELECTRICAL CHARACTERISTICS (NMOT)

Maximum Power: Pmax [W]	451	455	459	462	466
Open Circuit Voltage: Voc [V]	45.13	45.32	45.51	45.70	45.89
Short Circuit Current: Isc [A]	12.72	12.76	12.80	12.84	12.88
Voltage at Maximum Power: Vmp [V]	37.94	38.14	38.35	38.47	38.68
Current at Maximum Power: Imp [A]	11.89	11.93	11.97	12.01	12.05

* STC: Irradiance 1000W/m², Cell Temperature 25°C, Air Mass1.5, Measuring Tolerance: ±3%
* NMOT: Irradiance 800W/m², Ambient Temperature 20°C, Air Mass1.5, Wind Speed 1m/s

ELECTRICAL CHARACTERISTICS (Rear Power Gain)

5%	Maximum Power: Pmax[W]	630	635	640	645	651
	Module Efficiency: η [%]	23.3	23.5	23.7	23.9	24.1
15%	Maximum Power: Pmax[W]	690	695	701	707	713
	Module Efficiency: η [%]	25.5	25.7	26.0	26.2	26.4
25%	Maximum Power: Pmax[W]	750	756	762	768	775
	Module Efficiency: η [%]	27.8	28.0	28.2	28.4	28.7

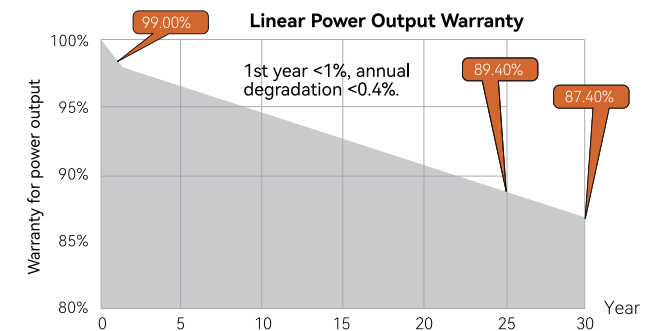
TEMPERATURE PARAMETERS

Temperature Coefficient (Pmax)	-0.30%/°C
Temperature Coefficient (Voc)	-0.25%/°C
Temperature Coefficient (Isc)	+0.046%/°C
NMOT	45±2°C

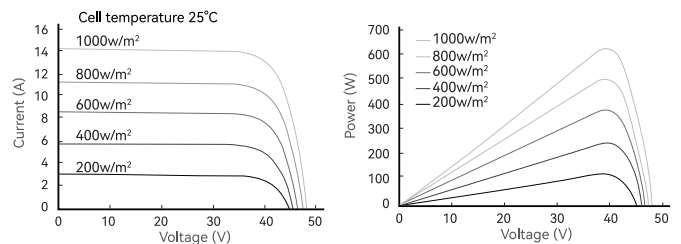
MAXIMUM RATINGS

Operational Temperature	-40°C~+85°C
Maximum System Voltage	1500V DC
Maximum Series Fuse Rating	30A
Power Output Tolerance	0~+5W
Maximum Bifaciality	80±5%

WARRANTY



I-V CURVE



CERTIFICATIONS

Quality Management System and Product Certification

- ISO 9001: 2015/Quality management system
- ISO 14001: 2015/Environmental management system
- ISO 45001: 2018/Occupation health safety management system
- ISO 50001: 2018/Energy management system
- IEC 62941: 2019/Quality system for PV module manufacturing
- IEC 61215/61730, IEC 62804(PID), IEC 61701(Salt), IEC 62716 (Ammonia), IEC 60068-2-68(Sand)

